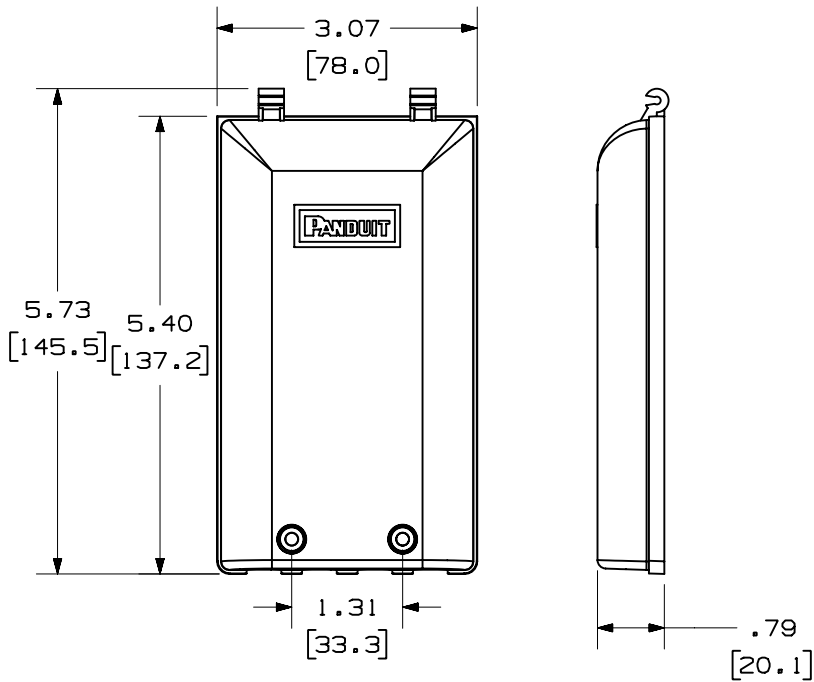


THIS COPY IS PROVIDED ON A RESTRICTED BASIS AND IS NOT TO BE USED IN ANY WAY DETRIMENTAL TO THE INTERESTS OF PANDUIT CORP.



USE A 5/64" HEX KEY TOOL WITH THE TAMPER RESISTANT SCREW.

PANDUIT P/N	WEIGHT
CFPWR4**	2.89 LB/10 PCS (1309.1 g/10 PCS)

NOTES:

1. SEE CURRENT CATALOG FOR ADDITIONAL PART NUMBER SUFFIXES TO INDICATE COLOR AND OR PACKAGE QUANTITY.
2. SEE CATALOG FOR A COMPLETE LIST OF PARTS APPLICABLE FOR USE WITH THIS PART.
3. DIMENSIONS IN PARENTHESES ARE IN METRIC.
4. ALSO INCLUDED WITH BOX:
 - a. (2) MOUNTING SCREW #6-32 X 1" (SECURES FACEPLATE TO WALL)
 - b. (2) COVER SCREW #6-32 X 1.25" COMBINATION PAN HEAD (SECURES COVER TO BASE)
 - c. (1) BASE
 - d. (1) COVER
 - e. (1) TOP/BOTTOM CABLE GASKET
 - f. (1) BACK SEAL GASKET
 - g. (2) TAMPER RESISTANT COVER SCREW #6-32 X 1.25" HEX BUTTON HEAD (SECURES COVER TO BASE)



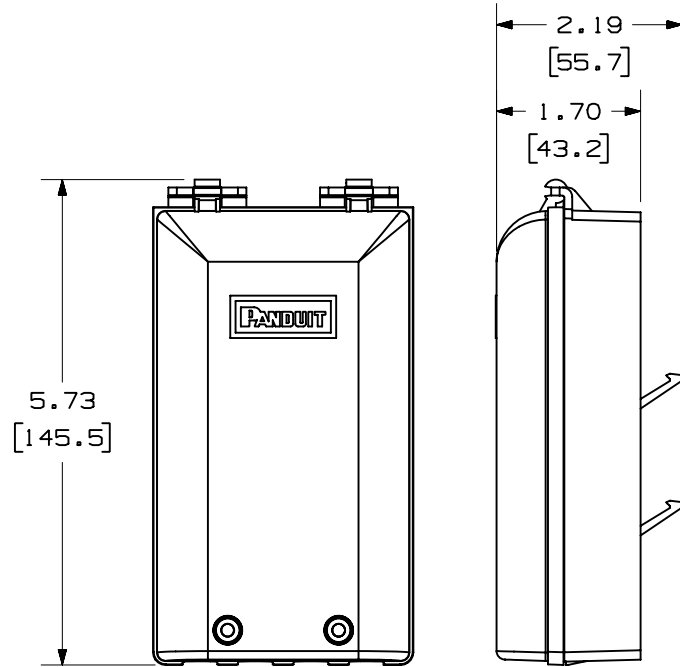
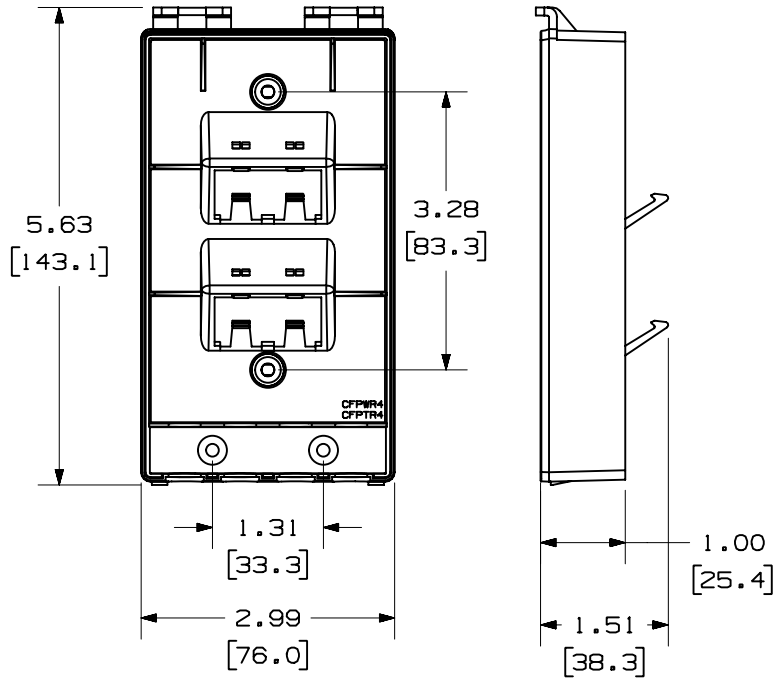
MODEL FILENAME	M00897AA_WATERRESBOX_09.PRT	SIZE	A
DRAWING FILENAME	M00897BL_DC_00B.PRT		

MINI-COM™ 4 POSITION WATER RESISTANT FACEPLATE CUSTOMER DRAWING

<p>PANDUIT™ CORP. TINLEY PARK, ILL 60477</p>	I.I. NUMBER	N/A
	PRODUCT SPEC	N/A
<p>THIRD ANGLE PROJECTION</p>	WORK INSTRUCTION	N/A
	SCALE	FULL
<p>ALL DIMENSIONS ARE GIVEN IN INCHES, UNLESS OTHERWISE SPECIFIED.</p> <p>DIMENSIONAL TOLERANCES ARE: (.X) ±.03 (.XXX) ±.005 (.XX) ±.01 ANGLES ± 1°</p>	PART NO.	CFPWR4**
<p>DRAWN BY: JsP</p> <p>DATE: 1-15-02</p> <p>CHK'D: MJD</p>	REVIEW DRAWING NUMBERS	DRAWING NO. 00897-07
MATERIAL: PC		SHEET 1 OF 2

REV	DATE	BY	CHK	DESCRIPTION	ECN	R	CUST	SUP	OTH
I	2-13-04	JsP		A. ADDED TWO TAMPER RESISTANT SCREWS TO KIT.	00897-07				
R	1-15-02	JsP	MJD	RELEASED TO PRODUCTION	00897-07				

THIS COPY IS PROVIDED ON A RESTRICTED BASIS AND IS NOT TO BE USED IN ANY WAY DETRIMENTAL TO THE INTERESTS OF PANDUIT CORP.



MODEL FILENAME	M00897AA_WATERRESBOX_00.PRT	SIZE	A
DRAWING FILENAME	M00897BL_DC_00B.PRT		

MINI-COM™ 4 POSITION WATER RESISTANT FACEPLATE CUSTOMER DRAWING

<p>PANDUIT™ CORP. TINLEY PARK, ILL 60477</p>	I.I. NUMBER	N/A		
	PRODUCT SPEC	N/A		
	WORK INSTRUCTION	N/A		
	SCALE	NONE		
<p>THIRD ANGLE PROJECTION</p>	<p>ALL DIMENSIONS ARE GIVEN IN INCHES, UNLESS OTHERWISE SPECIFIED.</p> <p>DIMENSIONAL TOLERANCES ARE: (.X) ±.03 (.XXX) ±.005 (.XX) ±.01 ANGLES ± 1°</p>	PART NO.	CFPWR4**	
<p>DRAWN BY JsP</p>	<p>DATE 1-15-02</p>	<p>REVIEW DRAWING NUMBERS</p>	<p>MATERIAL: PC</p>	<p>DRAWING NO. 00897-07 SHEET 2 OF 2</p>

REV	DATE	BY	CHK	DESCRIPTION	ECN	R	CUST	SUP	OTH
I	2-13-04	JsP		SEE SHEET 1 OF 2 FOR REVISIONS.	00897-07				
R	1-15-02	JsP	MJD	SEE SHEET 1 OF 2.	00897-07				